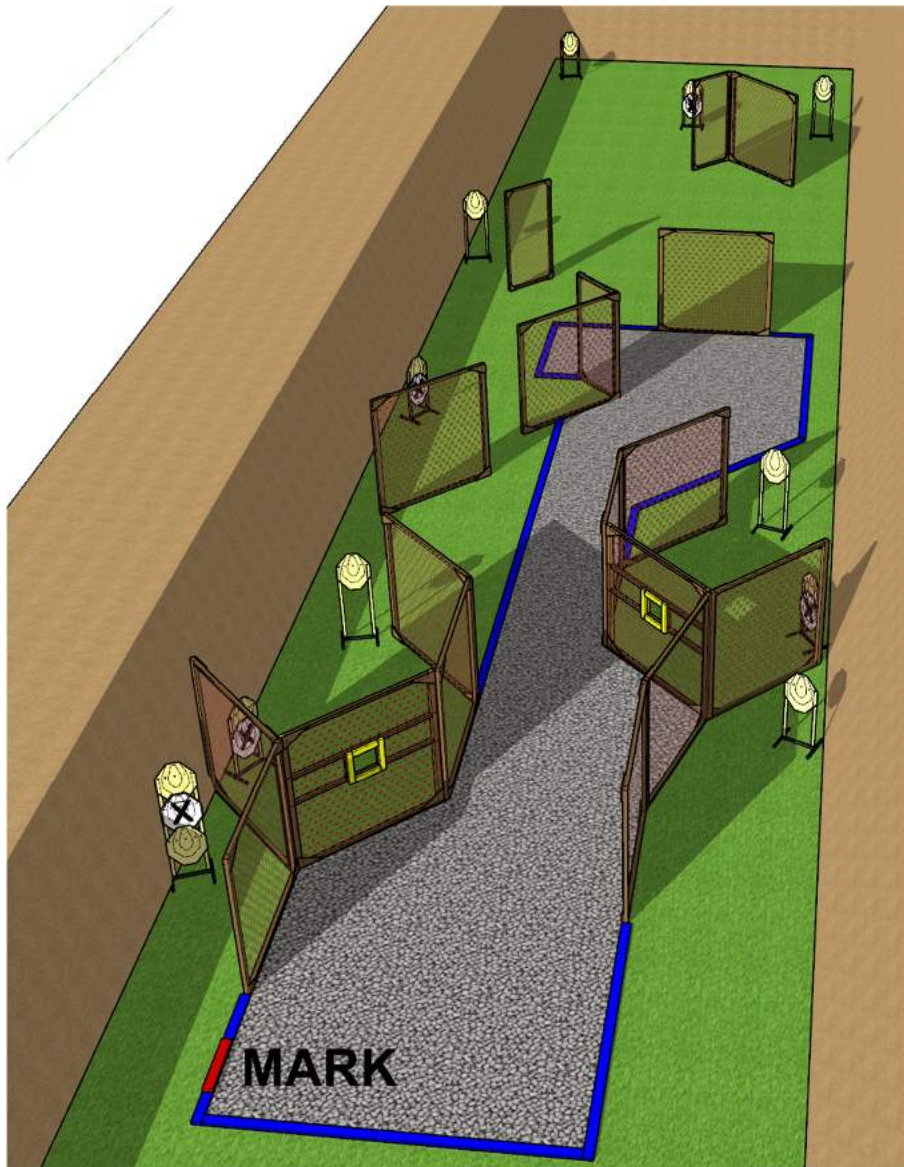
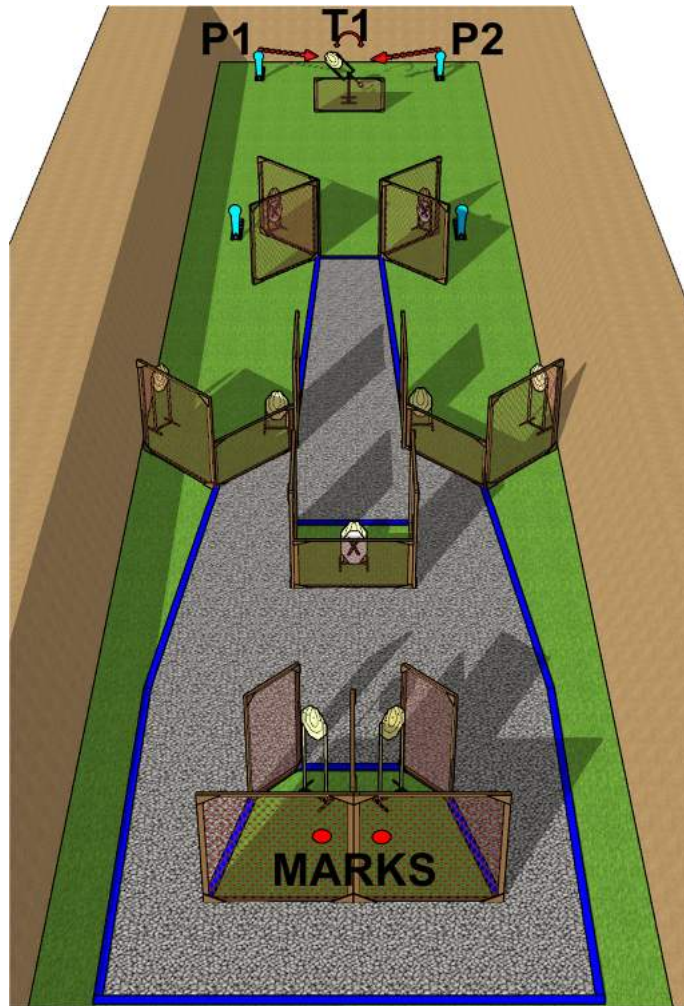


STAGE 1 (box 1)



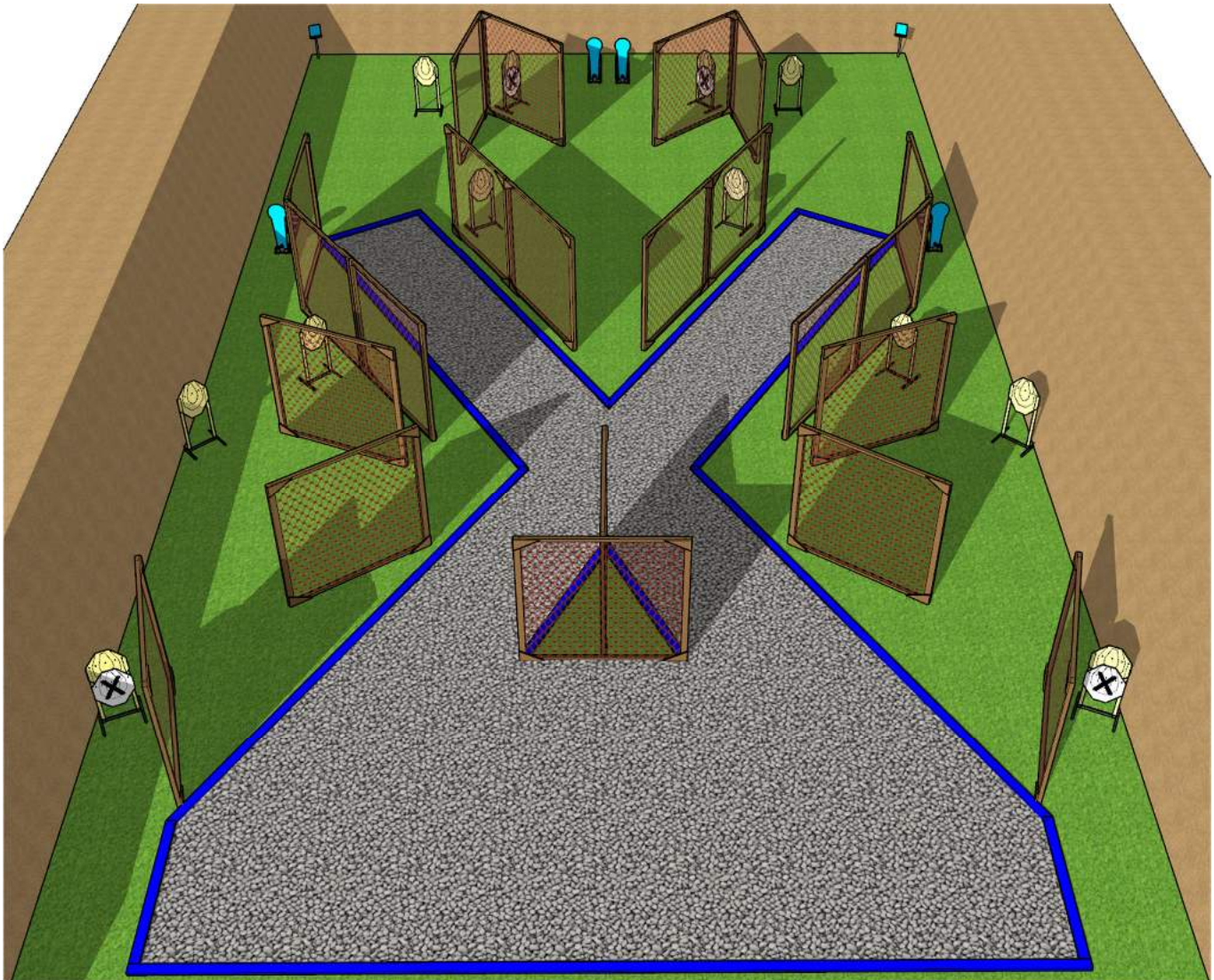
Scoring targets:	12 IPSC targets, 5 No-Shoots
Minimum number of rounds required:	24
Competitor ready condition:	As per rule 3.2.2 section 8.2 and Appendix E1/E2
Start position:	Left foot is touching mark (demonstrated by RO)
Time starts:	Audible signal.
Procedure:	After start signal engage all targets.
Safety angles:	90 degrees left/right and top of the backstop.

STAGE 2 (box 2)



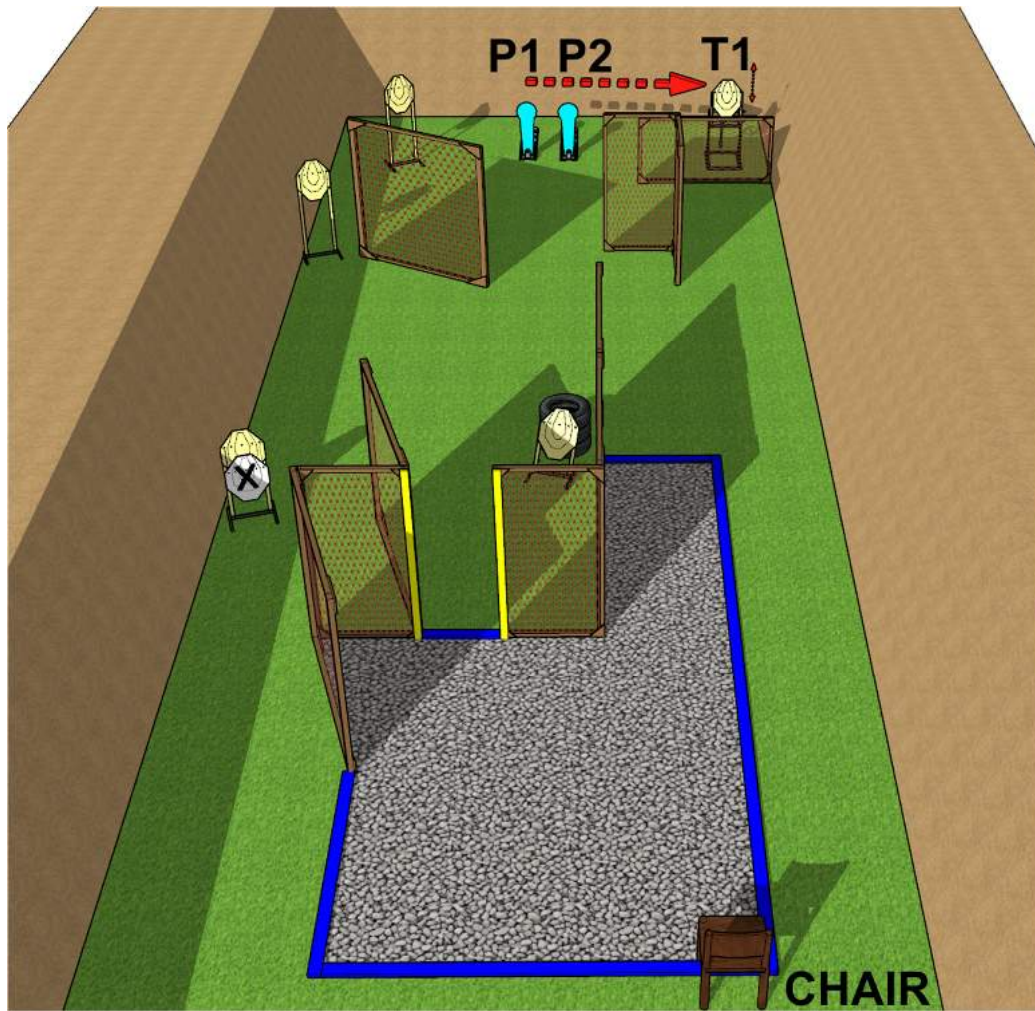
Scoring targets:	10 IPSC targets, 4 IPSC poppers, 3 No-Shoots
Minimum number of rounds required:	24
Competitor ready condition:	Both hand palms are touching marks (demonstrated by RO)
Start position:	Anywhere inside marked area.
Firearm ready condition:	Magazine inserted, chamber empty, holstered
Time starts:	Audible signal.
Procedure:	After start signal engage all targets. Popper P1 or P2 activates moving target T1, Target T1 stays visible at the rest.
Safety angles:	90 degrees left/right and top of the backstop.

STAGE 3 (box 4)



Scoring targets:	12 IPSC targets, 4 IPSC mini-poppers, 2 IPSC metal plates, 4 No-Shoots
Minimum number of rounds required:	30
Competitor ready condition:	As per rule 3.2.2 section 8.2 and Appendix E1/E2
Start position:	Anywhere inside marked area.
Time starts:	Audible signal.
Procedure:	After start signal engage all targets.
Safety angles:	90 degrees left/right and top of the backstop.

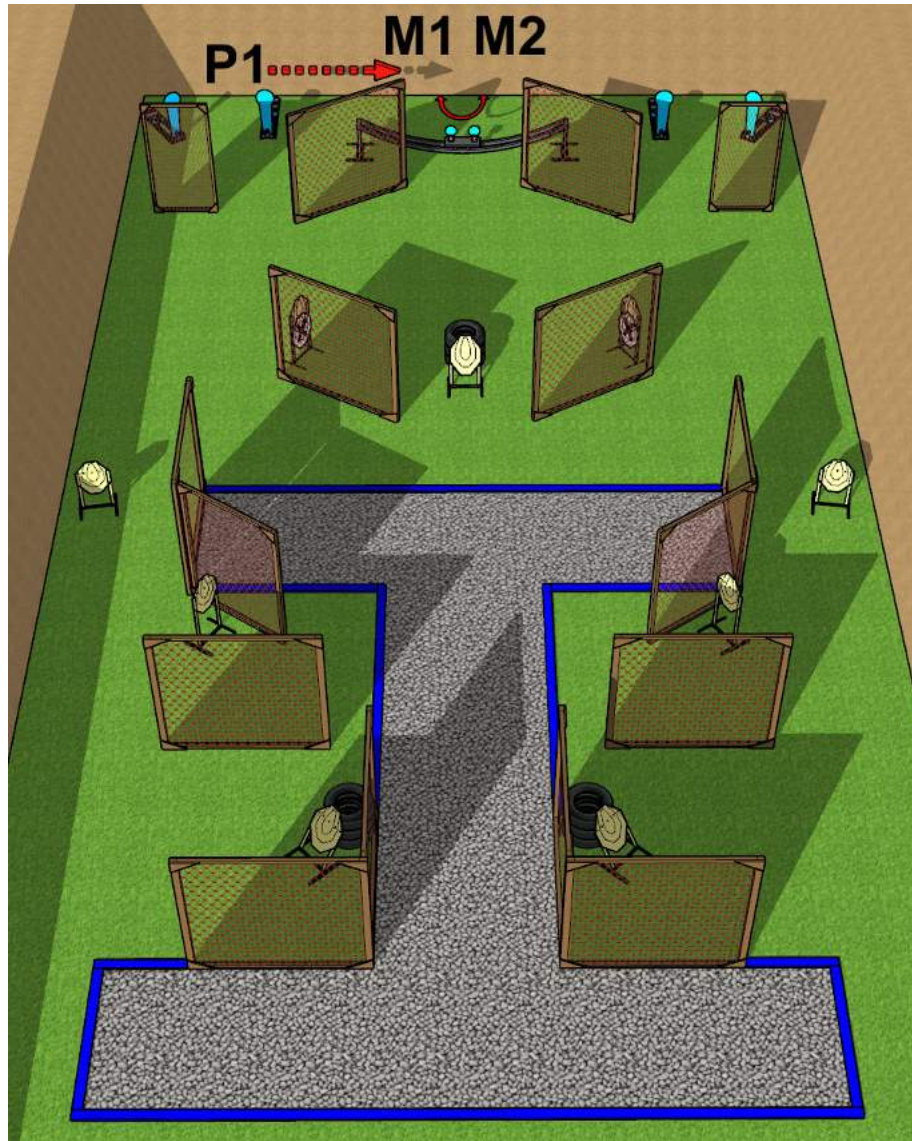
STAGE 4 (box 5)



Scoring targets:	5 IPSC targets, 2 IPSC Poppers, 1 No-shoot
Minimum number of rounds required:	12
Competitor ready condition:	Sitting on a chair. Both hands on knees. (demonstrated by RO)
Start position:	Sitting on chair.
Firearm ready condition:	Unloaded: Chamber empty, magwell empty, holstered
Time starts:	Audible signal.
Procedure:	After start signal engage all targets. Popper P1 or P2 activates moving target T1, Target T1 stays visible at the rest.
Safety angles:	90 degrees left/right and top of the backstop.



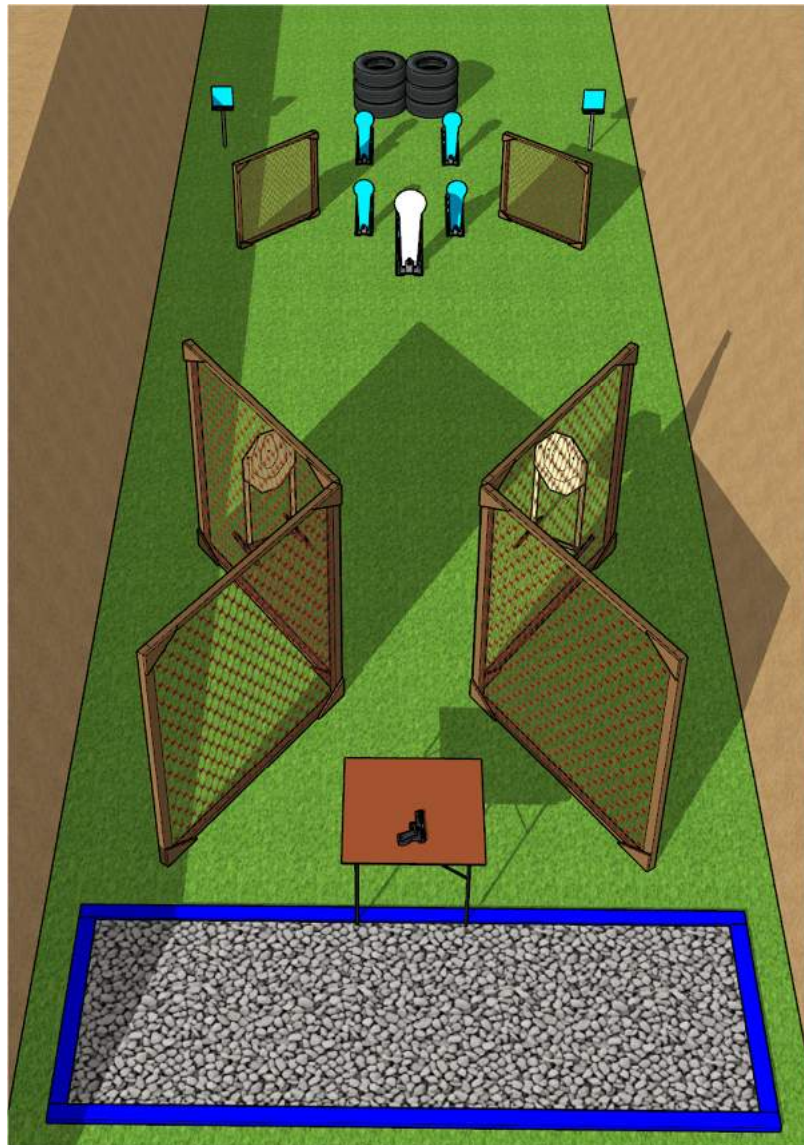
STAGE 5 (box 6)



Scoring targets:	9 IPSC targets, 4 IPSC Poppers, 2 IPSC metla plates, 3 No-Shoots
Minimum number of rounds required:	24
Competitor ready condition:	As per rule 3.2.2 section 8.2 and Appendix E1/E2
Start position:	Anywhere inside marked area.
Time starts:	Audible signal.
Procedure:	After start signal engage all targets. Popper P1 activates moving targets M1 and M2, Targets M1 and M2 stay visible at the rest.
Safety angles:	90 degrees left/right and top of the backstop.

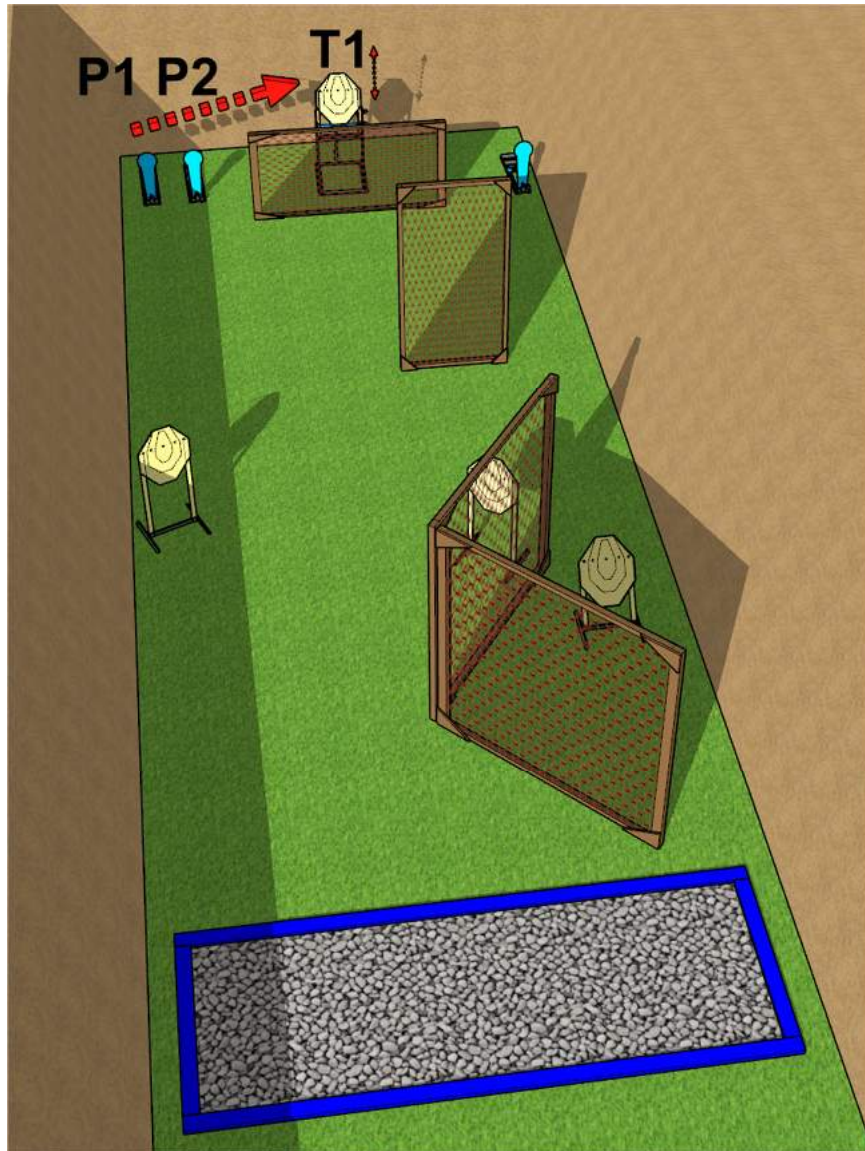


STAGE 6 (hotrange)



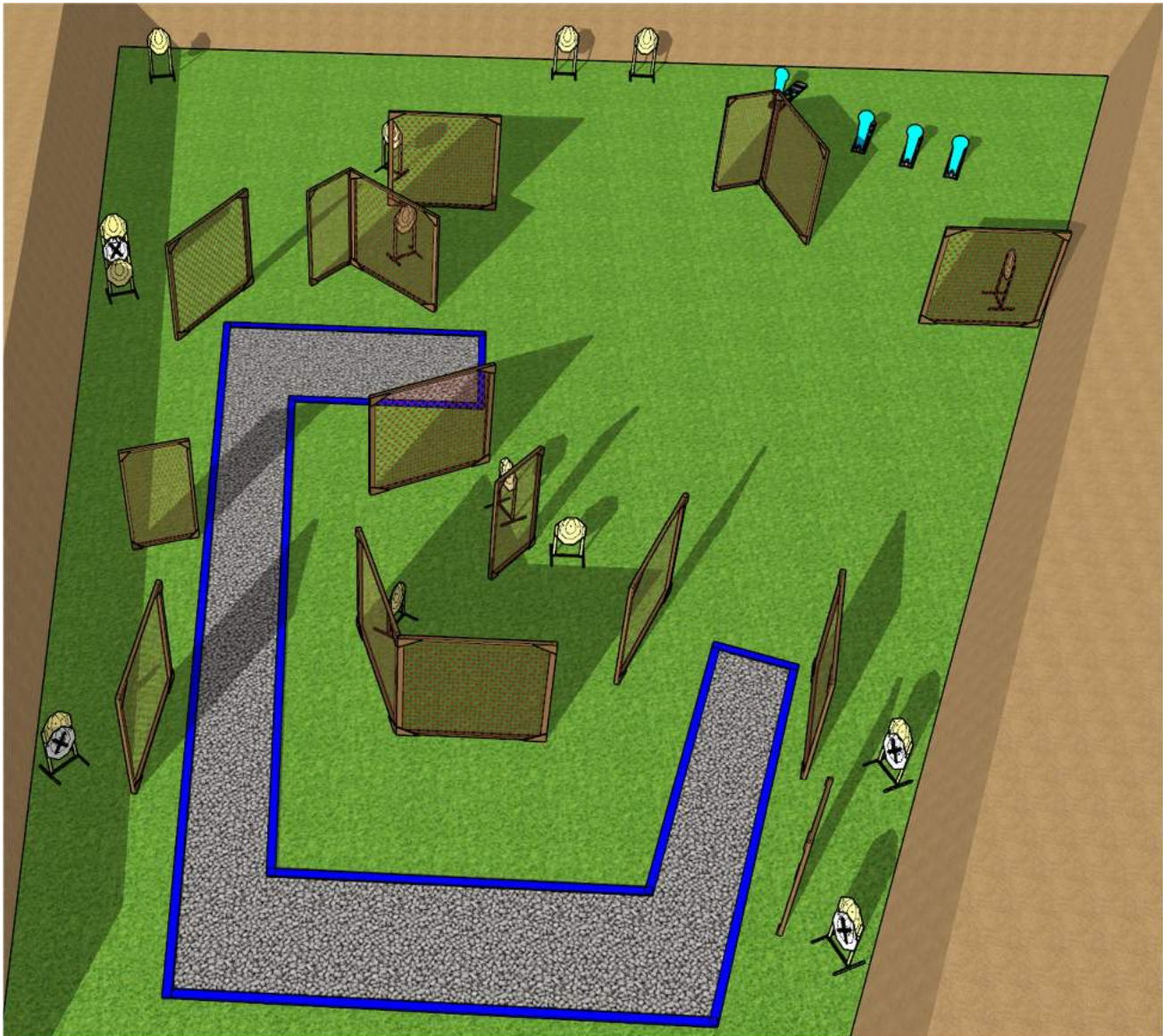
Scoring targets:	2 IPSC targets, 4 IPSC Mini-poppers, 2 IPSC Metal plates, 1 NoShoot Popper
Minimum number of rounds required:	10
Competitor ready condition:	As per rule 3.2.2 section 8.2 and Appendix E1/E2
Start position:	Both feet tips are touching the mark (demonstrated by RO)
Time starts:	Audible signal.
Procedure:	After start signal engage all targets with weak hand only.
Safety angles:	90 degrees left/right and top of the backstop.

STAGE 7 (hotrange)



Scoring targets:	4 IPSC targets, 3 IPSC Poppers
Minimum number of rounds required:	11
Competitor ready condition:	As per rule 3.2.2 section 8.2 and Appendix E1/E2
Start position:	Anywhere inside marked area.
Time starts:	Audible signal.
Procedure:	After start signal engage all targets. Popper P1 or P2 activates moving target T1 . Target T1 stays visible at the rest.
Safety angles:	90 degrees left/right and top of the backstop.

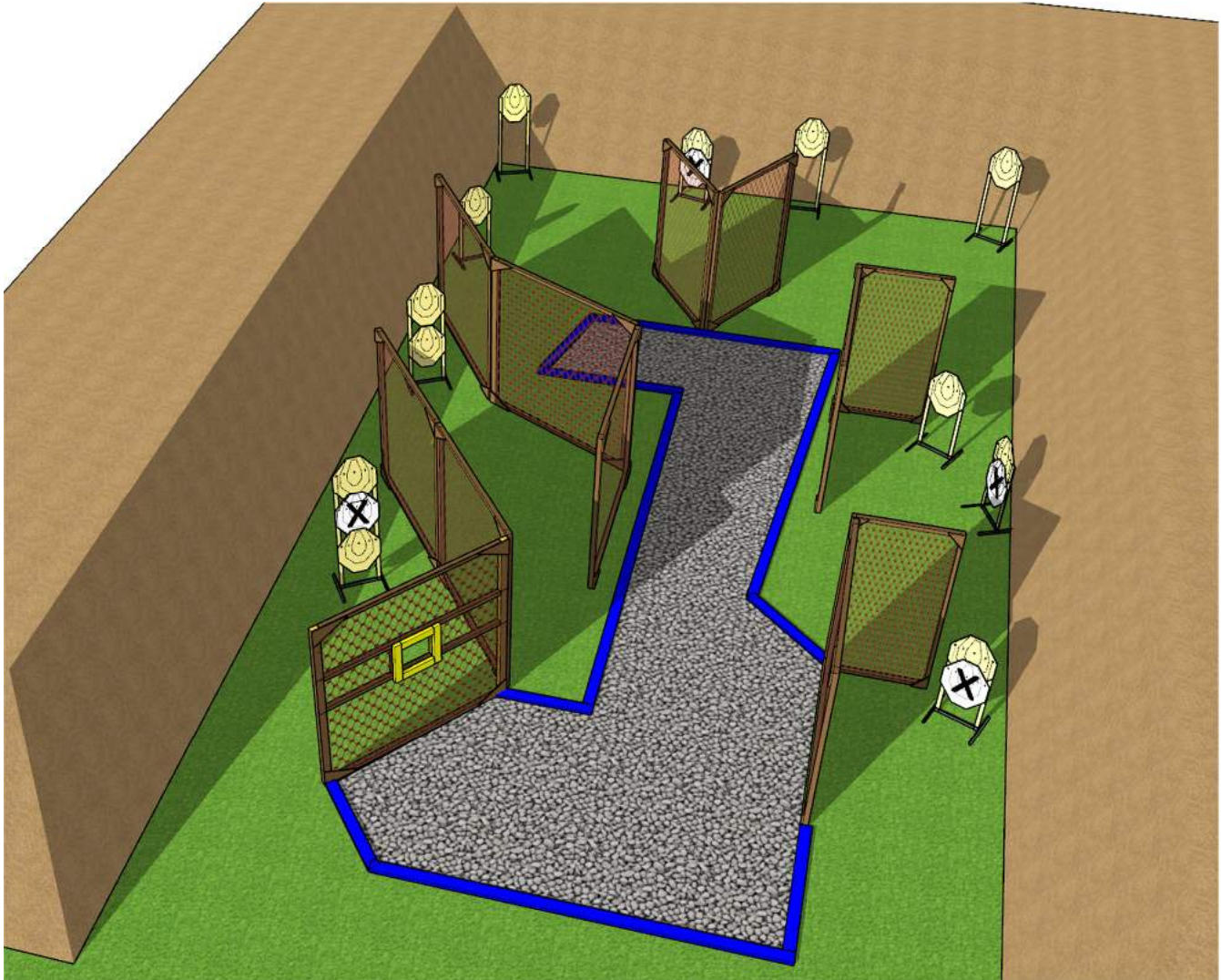
STAGE 8 (box 8)



Scoring targets:	14 IPSC targets, 4 IPSC poppers, 4 No-Shoots
Minimum number of rounds required:	32
Competitor ready condition:	As per rule 3.2.2 section 8.2 and Appendix E1/E2
Start position:	Anywhere inside marked area.
Time starts:	Audible signal.
Procedure:	After start signal engage all targets.
Safety angles:	90 degrees left/right and top of the backstop.

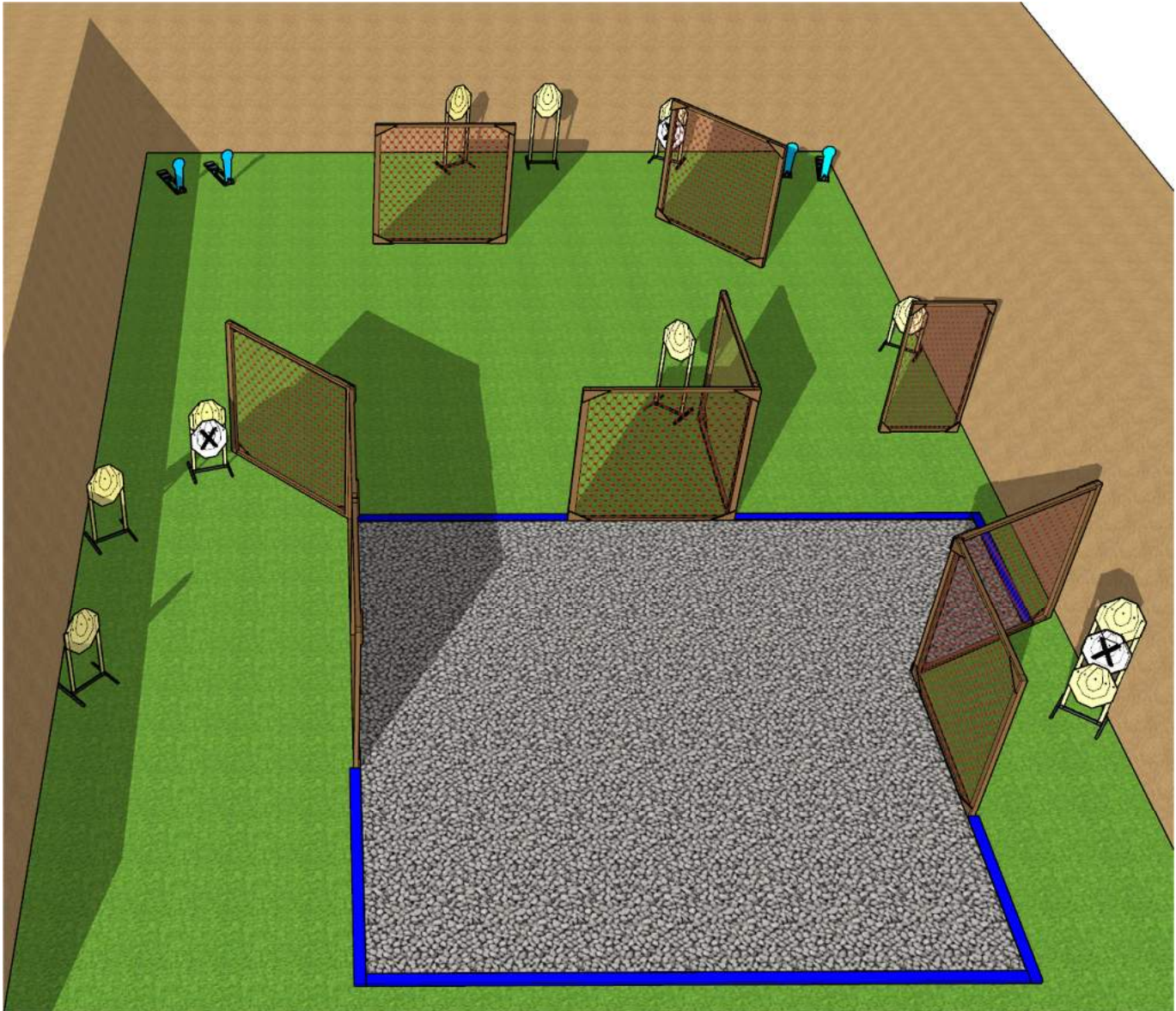


STAGE 9 (box 9)



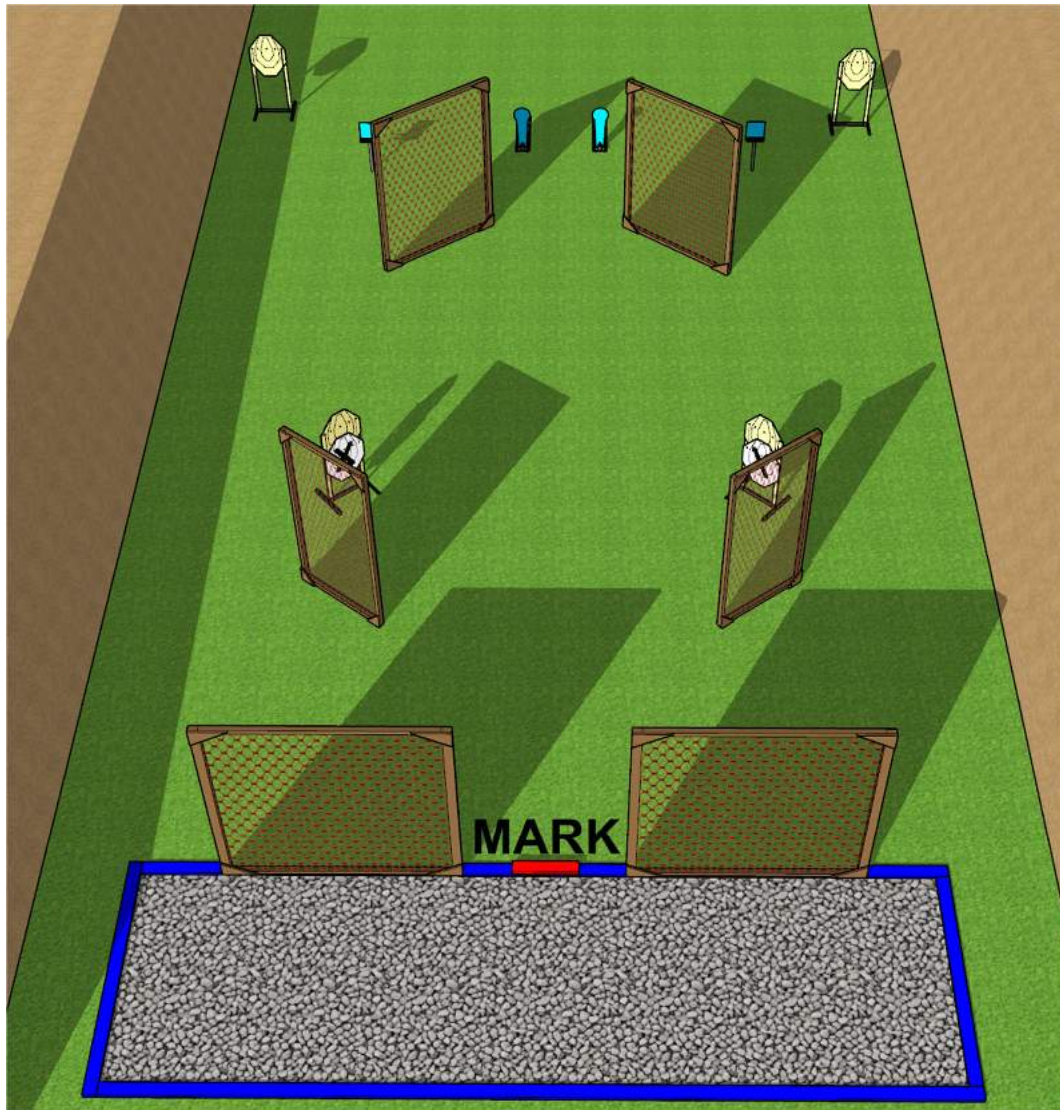
Scoring targets:	12 IPSC targets, 4 No-Shoots
Minimum number of rounds required:	24
Competitor ready condition:	As per rule 3.2.2 section 8.2 and Appendix E1/E2
Start position:	Anywhere inside marked area.
Time starts:	Audible signal.
Procedure:	After start signal engage all targets.
Safety angles:	90 degrees left/right and top of the backstop.

MOSQUITO MATCH 2026 HG
STAGE 10 (box10)



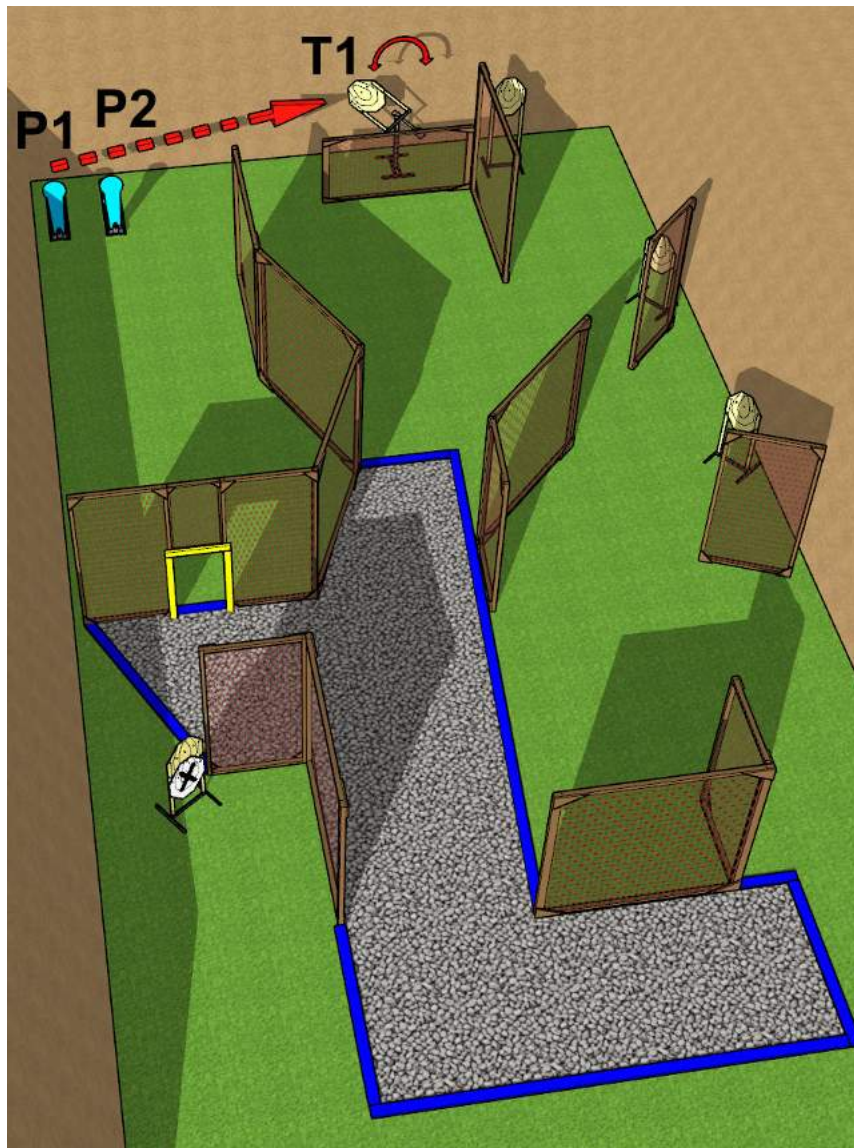
Scoring targets:	10 IPSC targets, 4 IPSC mini-poppers, 3 No-Shoots
Minimum number of rounds required:	24
Competitor ready condition:	As per rule 3.2.2 section 8.2 and Appendix E1/E2
Start position:	Anywhere inside marked area.
Time starts:	Audible signal.
Procedure:	After start signal engage all targets.
Safety angles:	90 degrees left/right and top of the backstop.

STAGE 11 (box 11)



Scoring targets:	4 IPSC targets, 2 IPSC Mini-poppers, 2 IPSC Metal plates, 2 No-shoots,
Minimum number of rounds required:	12
Competitor ready condition:	As per rule 3.2.2 section 8.2 and Appendix E1/E2
Start position:	Anywhere inside marked area.
Firearm ready condition:	Loaded, lying flat on table according mark.
Time starts:	Audible signal.
Procedure:	After start signal engage all targets with strong hand only.
Safety angles:	90 degrees left/right and top of the backstop.

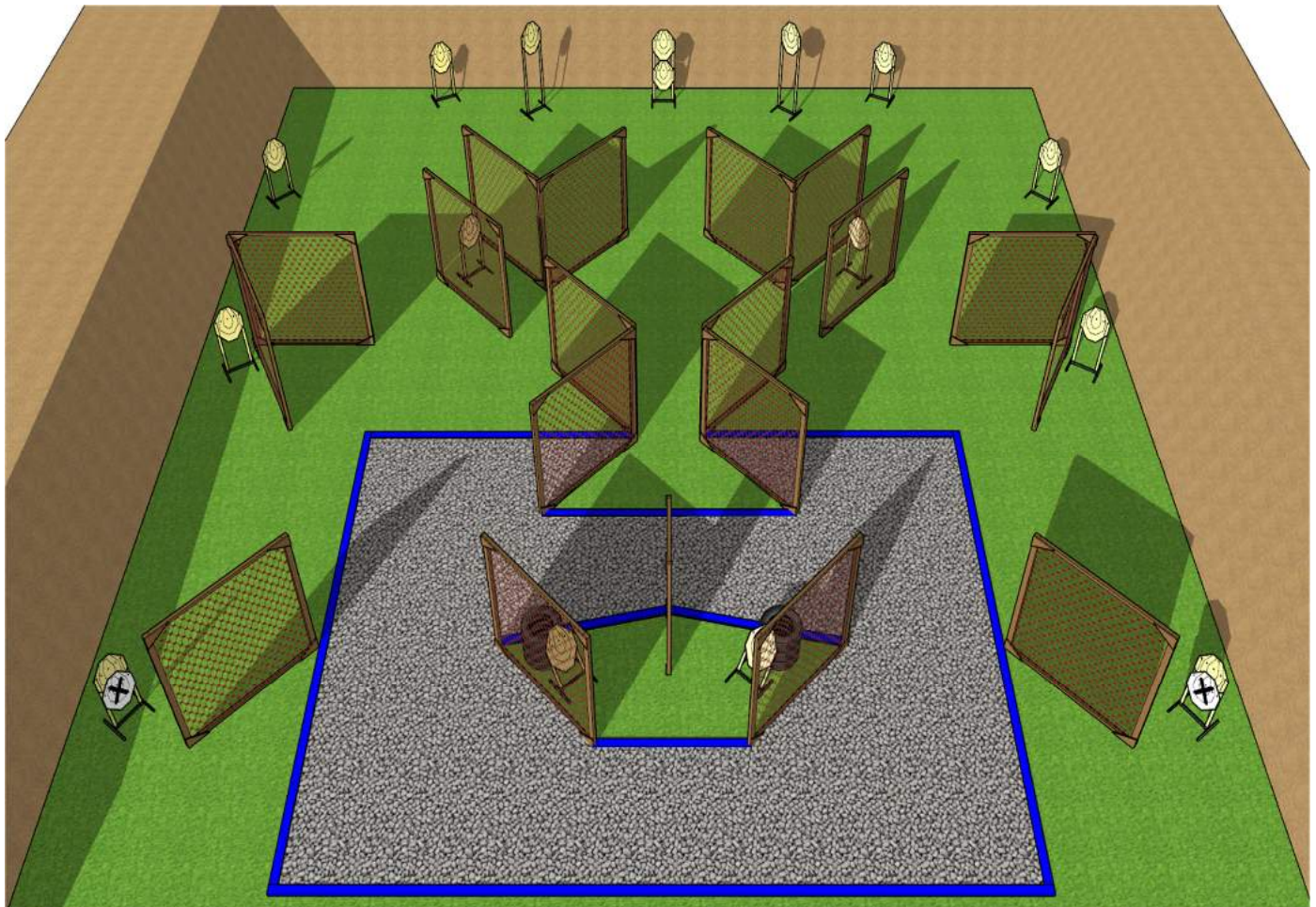
STAGE 12 (box 12)



Scoring targets:	5 IPSC targets, 2 IPSC poppers, 1 No-Shoot
Minimum number of rounds required:	12
Competitor ready condition:	As per rule 3.2.2 section 8.2 and Appendix E1/E2
Start position:	Anywhere inside marked area.
Time starts:	Audible signal.
Procedure:	After start signal engage all targets. Popper P1 or P2 activates moving target T1, Target T1 stays visible at the rest.
Safety angles:	90 degrees left/right and top of the backstop.



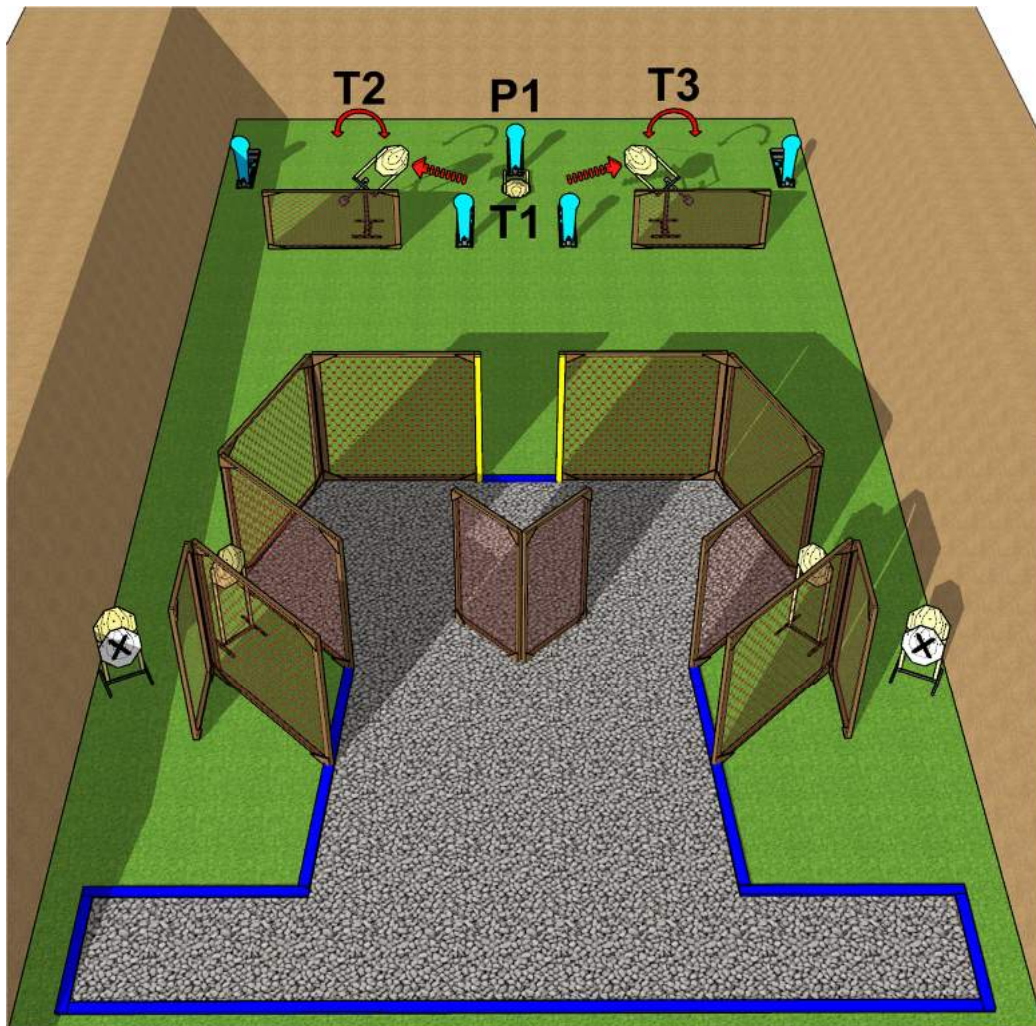
STAGE 13 (box 13)



Scoring targets:	16 IPSC targets, 2 No-Shoots
Minimum number of rounds required:	32
Competitor ready condition:	As per rule 3.2.2 section 8.2 and Appendix E1/E2
Start position:	Anywhere inside marked area.
Time starts:	Audible signal.
Procedure:	After start signal engage all targets.
Safety angles:	90 degrees left/right and top of the backstop.

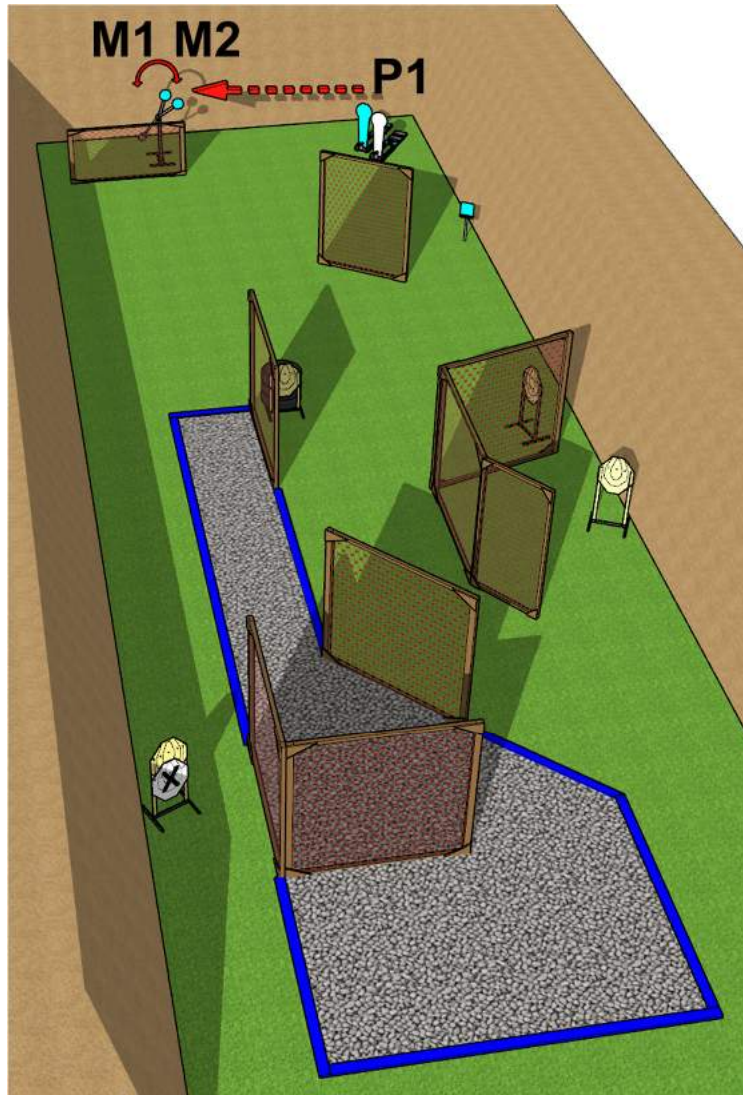


STAGE 14 (box 14)



Scoring targets:	7 IPSC targets, 3 IPSC Poppers, 2 IPSC mini-poppers, 2 No-Shoots
Minimum number of rounds required:	19
Competitor ready condition:	As per rule 3.2.2 section 8.2 and Appendix E1/E2
Start position:	Anywhere inside marked area.
Time starts:	Audible signal.
Procedure:	After start signal engage all targets. Popper P1 reveals target T1 and activates moving targets T2 and T3, all targets stay visible at the rest.
Safety angles:	90 degrees left/right and top of the backstop.

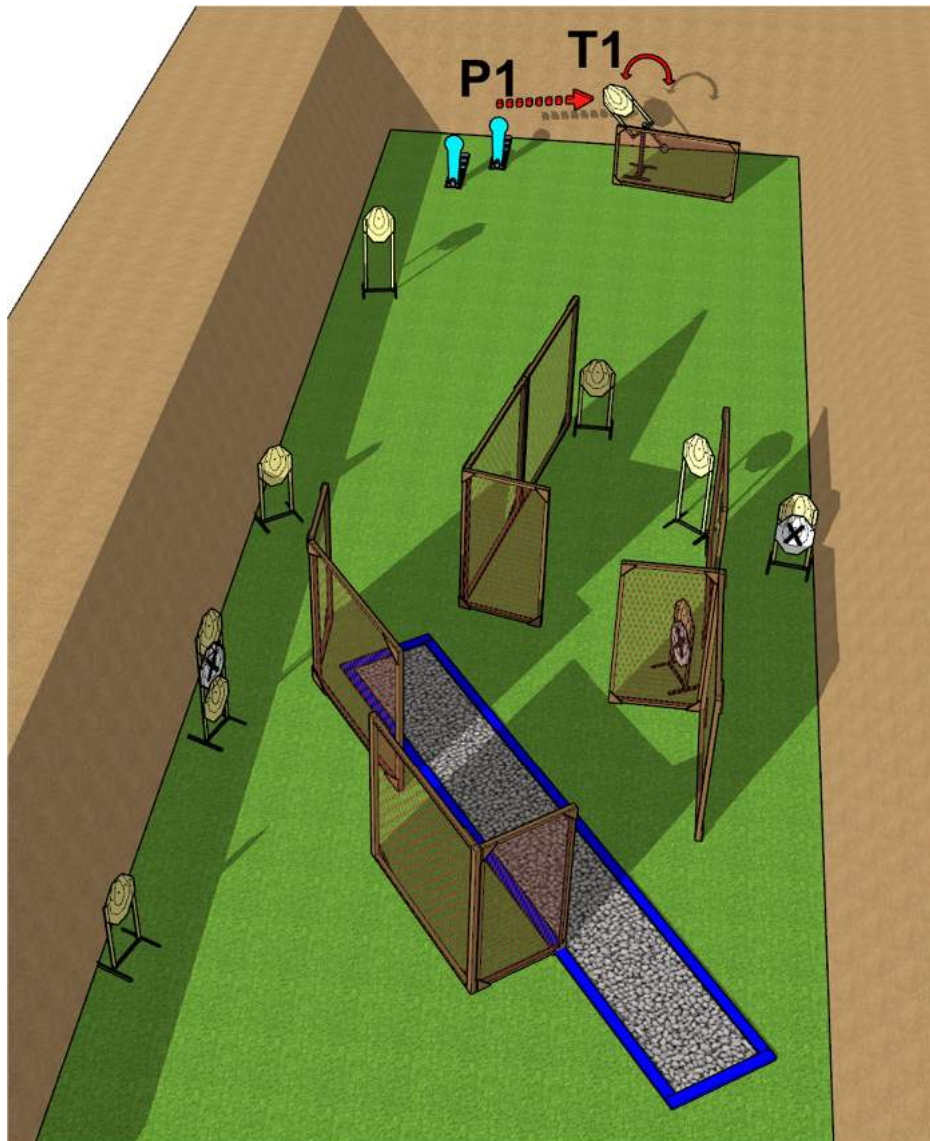
STAGE 15 (box 15)



Scoring targets:	4 IPSC targets, 1 IPSC popper, 3 IPSC metal plates, 1 No-Shoot, 1 No-shoot Popper
Minimum number of rounds required:	12
Competitor ready condition:	As per rule 3.2.2 section 8.2 and Appendix E1/E2
Start position:	Anywhere inside marked area.
Time starts:	Audible signal.
Procedure:	After start signal engage all targets. Popper P1 activates moving targets M1 and M2, Targets M1 and M2 stay visible at the rest.
Safety angles:	90 degrees left/right and top of the backstop.



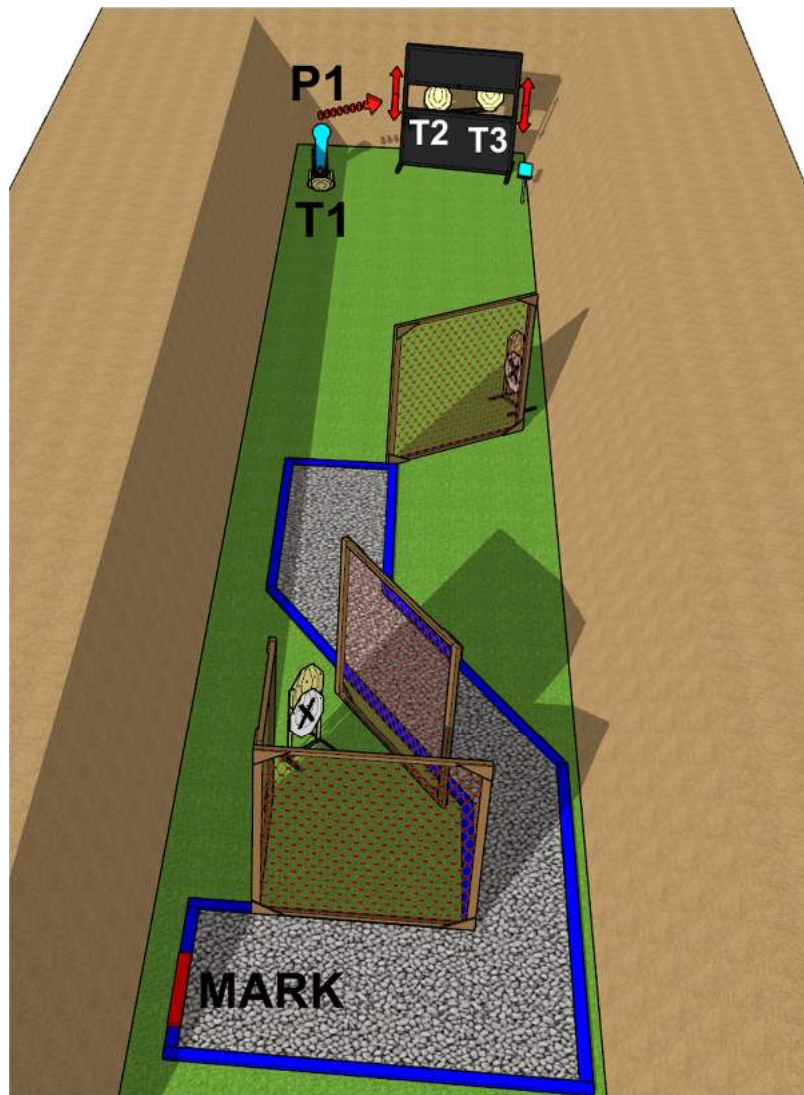
STAGE 16 (box 16)



Scoring targets:	10 IPSC targets, 2 IPSC Poppers, 3 No-Shoots
Minimum number of rounds required:	22
Competitor ready condition:	As per rule 3.2.2 section 8.2 and Appendix E1/E2
Start position:	Anywhere inside marked area.
Time starts:	Audible signal.
Procedure:	After start signal engage all targets. Popper P1 activates moving targets T1 Targets T1 stays visible at the rest.
Safety angles:	90 degrees left/right and top of the backstop.



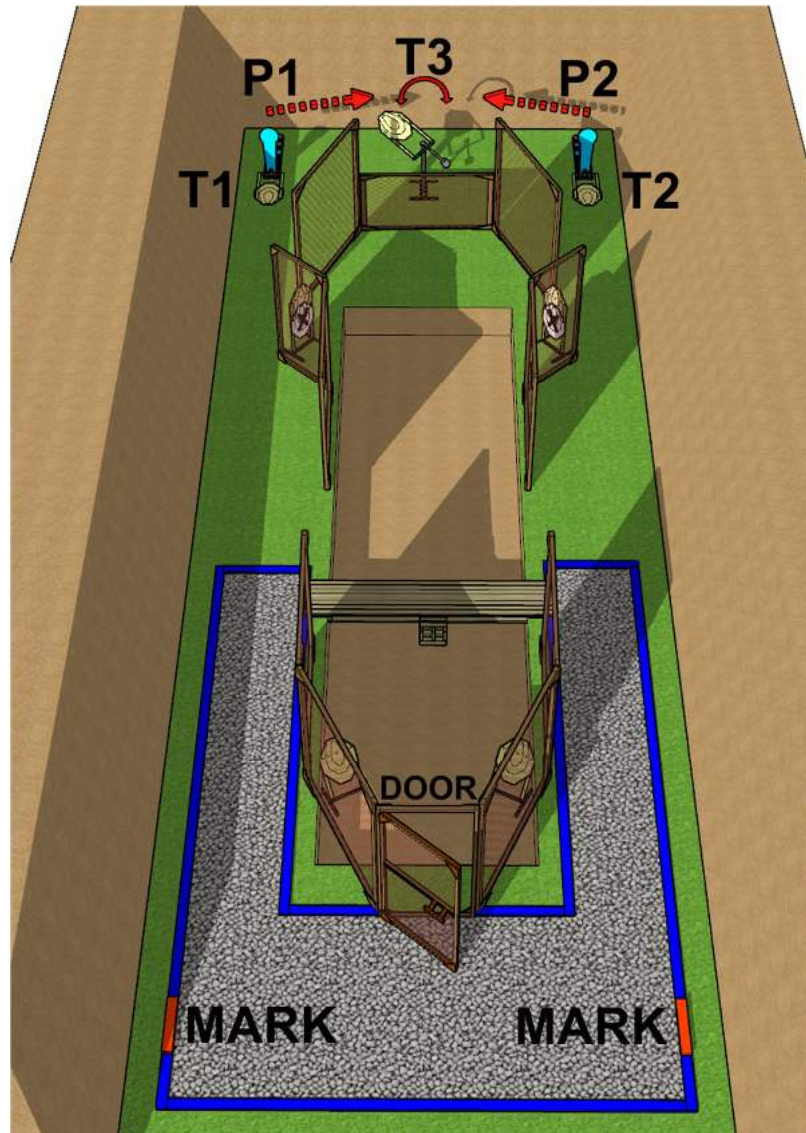
STAGE 17 (box 17)



Scoring targets:	5 IPSC Targets, 1 IPSC popper, 1 IPSC metal plates, 2 No-Shoots
Minimum number of rounds required:	12
Competitor ready condition:	As per rule 3.2.2 section 8.2 and Appendix E1/E2
Start position:	Left foot is touching mark (demonstrated by RO)
Time starts:	Audible signal.
Procedure:	After start signal engage all targets.. Popper P1 reveals target T1 and activates moving targets T2 and T3. All targets stay visible at the rest.
Safety angles:	90 degrees left/right and top of the backstop.

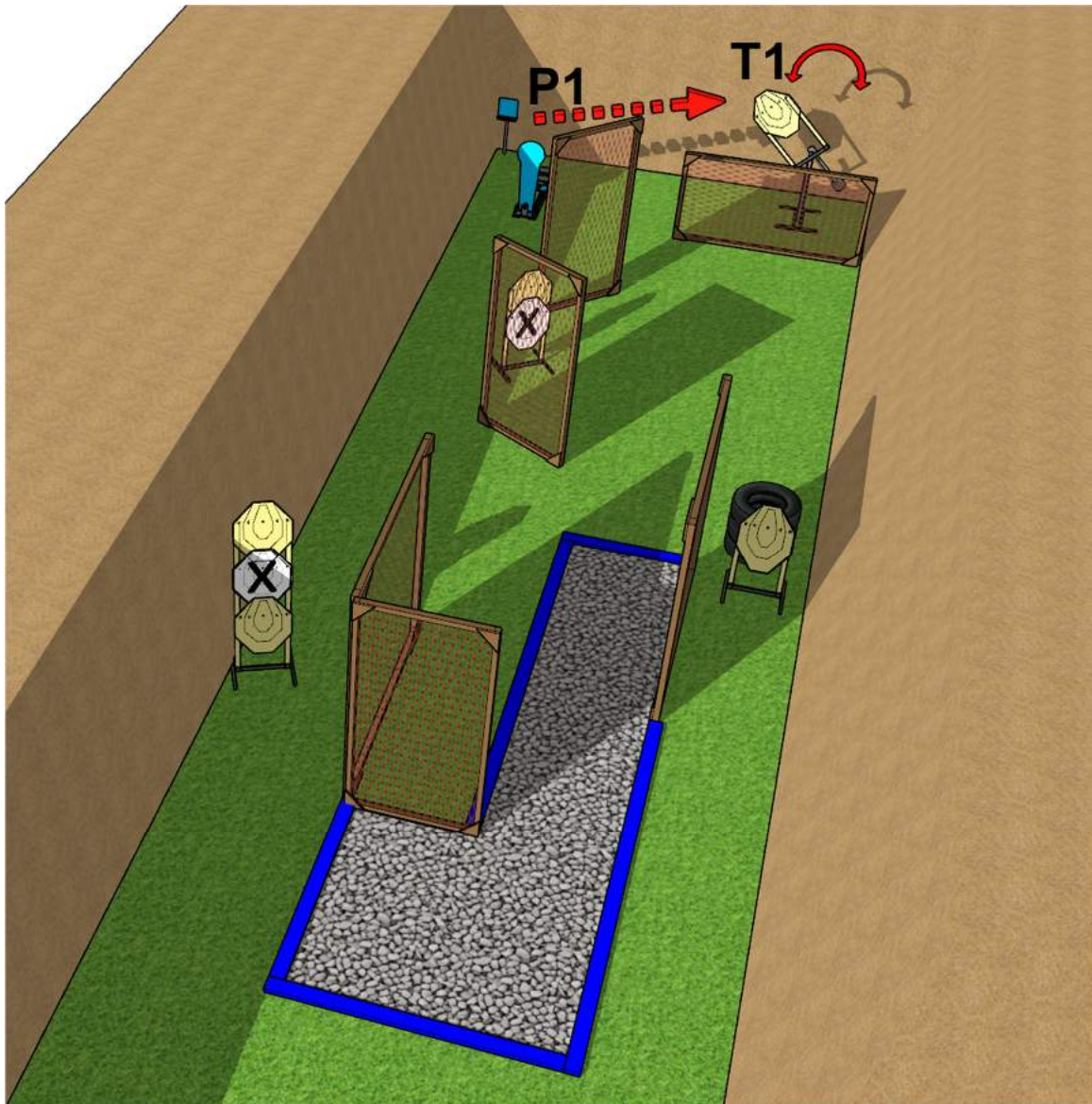


STAGE 18 (box 18)



Scoring targets:	7 IPSC Targets, 2 IPSC mini-poppers, 2 No-Shoots,
Minimum number of rounds required:	16
Competitor ready condition:	As per rule 3.2.2 section 8.2 and Appendix E1/E2
Start position:	One foot is touching mark either left or right (demonstrated by RO)
Time starts:	Audible signal.
Procedure:	After start signal engage all targets. Popper P1 or P2 activates moving target T3. Simultaneously Popper P1 reveals target T1, popper P2 reveals Target T2. All targets stay visible at the rest.
Safety angles:	90 degrees left/right and top of the backstop.

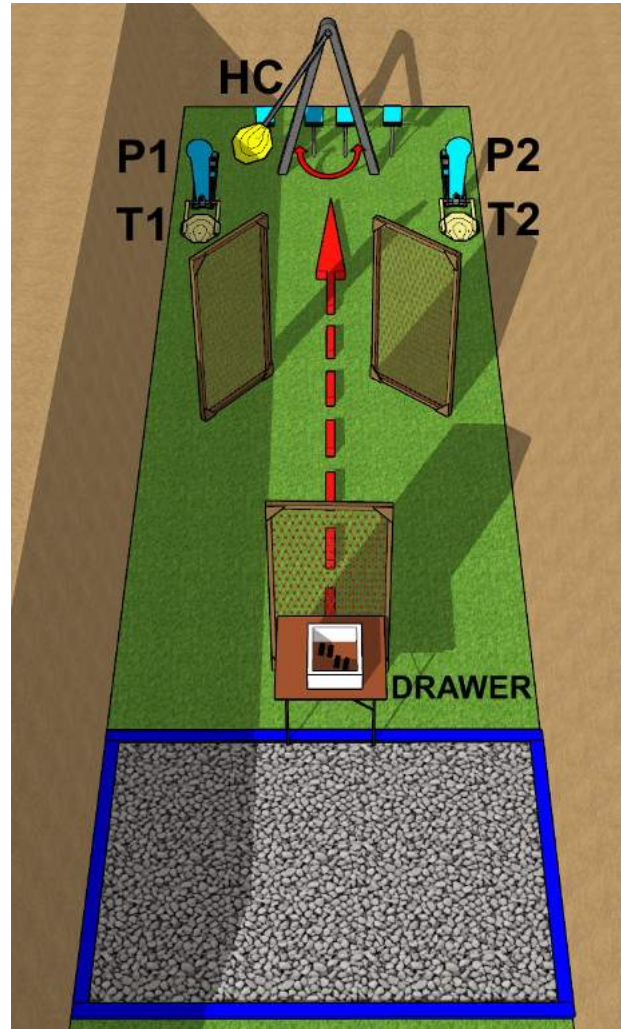
STAGE 19 (box 19)



Scoring targets:	5 IPSC targets, 1 IPSC popper, 1 IPSC Metal plate, 2 No-Shoots
Minimum number of rounds required:	12
Competitor ready condition:	As per rule 3.2.2 section 8.2 and Appendix E1/E2
Start position:	Anywhere inside marked area.
Time starts:	Audible signal.
Procedure:	After start signal engage all targets. Popper P1 activates moving target T1. Target T1 stays visible at the rest.
Safety angles:	90 degrees left/right and top of the backstop while finger in the trigger guard.



STAGE 20 (box 20)



Scoring targets:	2 IPSC Targets, 2 IPSC poppers, 4 IPSC metal plates.
Minimum number of rounds required:	10
Competitor ready condition:	As per rule 3.2.2 section 8.2 and Appendix E1/E2
Start position:	Anywhere inside marked area.
Firearm ready condition:	Unloaded holstered. Chamber and magwell empty. All magazines placed in drawer.
Time starts:	Audible signal.
Procedure:	After start signal engage all targets. Opening drawer activates moving hardcover. Popper P1 reveals target T1, Popper P2 reveals target T2 All targets stay visible at the end of hardcover movement.
Safety angles:	90 degrees left/right and top of the backstop.